


Decking


Create an all year round outdoor living space in your garden!
An area of decking outside your home offers a stylish alternative to paving. Envisage an outdoor space in which to relax, entertain and enjoy your garden.



1 Decking Strip



2 Sun panel



3 Barndale



4 Whitwick

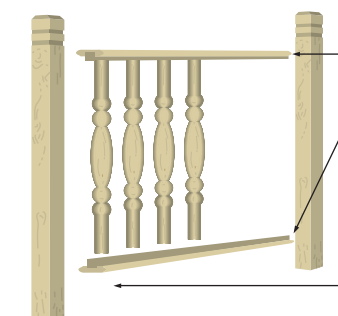
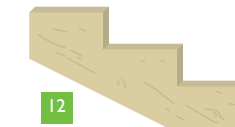

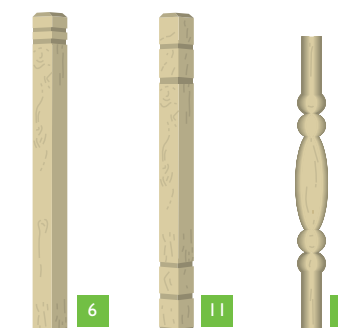
Decking Accessories and Components

We have a complete range of decking accessories to meet the most demanding decking projects. Our decking strips are available in two lengths, grooved on one side and planed smooth on the reverse, giving you the option of either a flat or ridged finish.

Product	Size (mm)	Code
1. Decking Strip	118 x 27 x 2100	DS
	118 x 27 x 4200	DS42

Product	Size (mm)	Code
2. Sun Panel	914 x 762	BASUN9176
3. Barndale	914 x 762	BABAR9176
4. Whitwick	914 x 762	BAWHI9176

Product	Size (mm)	Code
5. Tanalised Floor Joists	100 x 47 x 3000	DJ30
6. Newel Post (chamfered top)	80 x 80 x 1220	DNPOSTC
7. Simple Spindle	35 x 35 x 750	SPIN75S
	35 x 35 x 1220	SPIN122S
8. Turned Spindle	40 x 40 x 750 (square)	SPIN75T
	40 x 40 x 920 (square)	SPIN122T
9. Hand/Base Rail	1830 x 28 x 85	DHBRAIL
10. Infill Strip	1830 x 30 x 30	INFIL6
11. Single Baluster	760 x 40 x 40	SPIN76HP
12. Stair Riser (4cm deep)	810 x 260 x 40	RISER1



Follow our simple method of securing individual balusters or panels.

Screw hand and base rail onto newel post, angling screws for a secure fix.


Screw balusters to infill strips, locate panel into hand & base rail and screw into place.



Instant Patio

Forget having to cut awkward angles or settling for yet another square deck, this versatile kit allows any competent DIY-er to create an instant patio to their own design in the space of a morning! And all ready in time for a surprise alfresco lunch!

Three single deck kits




Assemble outer framing

Secure inner frame into place

Square up each kit

Position each kit and fasten together



Evenly space and attach the deck strips

Final few deck strips to complete

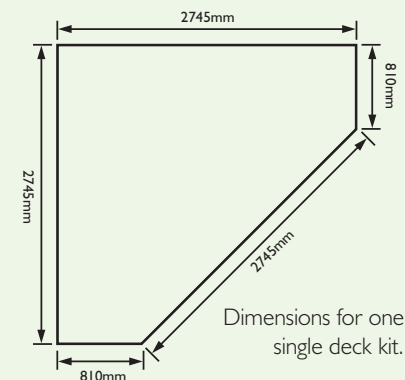
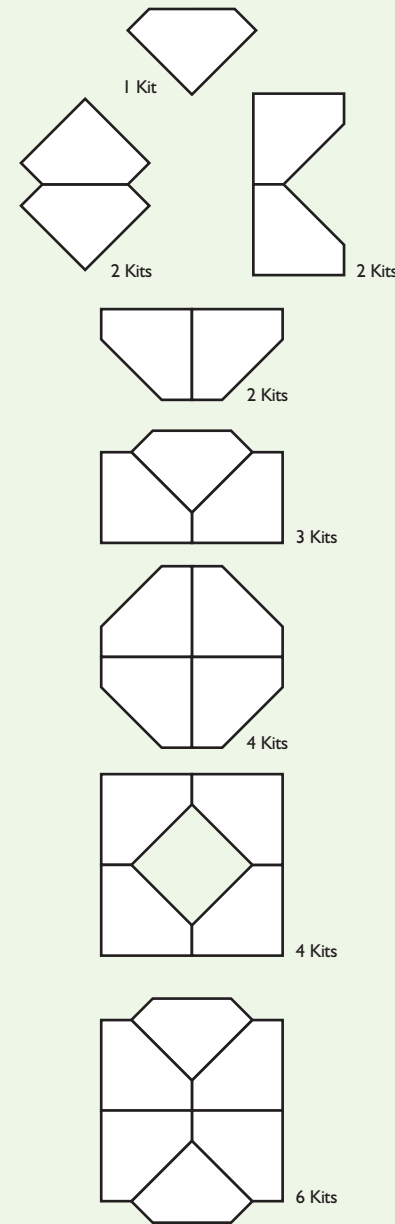
Product	Size (mm)	Height (mm)	Code
Deck Kit	see diagram	117	DKITI
Balustrade Kit	see diagram	1240	DKITB
Pergola Kit	see diagram	2250	DKITP
Balustrade for Pergola Kit †*	see diagram	1240	DKITPB

† This balustrade pack is intended for use when a pergola kit is erected on the decking kit.

* The balustrade pack for the pergola contains balustrading for the two long sides only.

Selection of possible designs using one or more deck kits

Designs shown are only a taste of what can be achieved! Decking strips provided in the kit are reversible and grooved on both sides.



Decking Kit

Simplicity, individuality and versatility are the hallmarks of our decking system. All the components you need are provided ready cut with full assembly instructions. Once you've put one together, why not add another, or even more, to create your own unique garden feature? A welcome addition to any established landscaping, they provide instant character and a welcome focus in a new build garden.



Single deck kit with optional balustrade kit



Single deck kit with optional pergola kit



Single deck kit with optional pergola kit and balustrade kit